



# The Seafood Industry:

*Alaska's largest private sector employer*

Presented by David Benton

# Sponsors



The “Seafood Industry in Alaska’s Economy” 2011 update of the 2009 report of the same name was prepared by Northern Economics at the request of the Marine Conservation Alliance, At-sea Processors Association, and Pacific Seafood Processor Association.

- **Marine Conservation Alliance**
- **At-Sea Processors Association**
- **Pacific Seafood Processors Association**



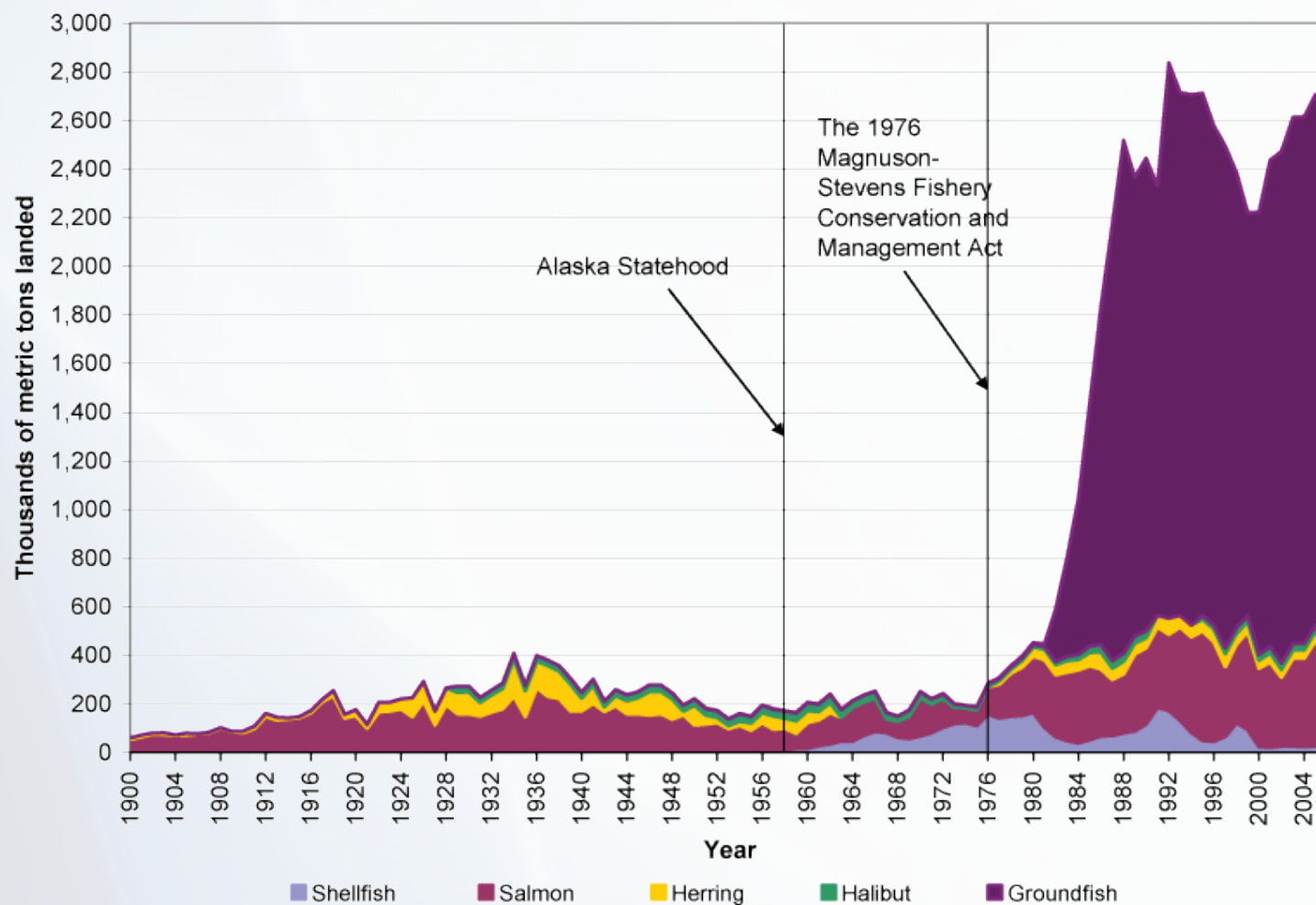
**Marine Conservation Alliance**  
*promoting sustainable fisheries to feed the world*

**PSPA**  
Pacific Seafood Processors Association



**AT-SEA PROCESSORS ASSOCIATION**  
Partners for Healthy Fisheries

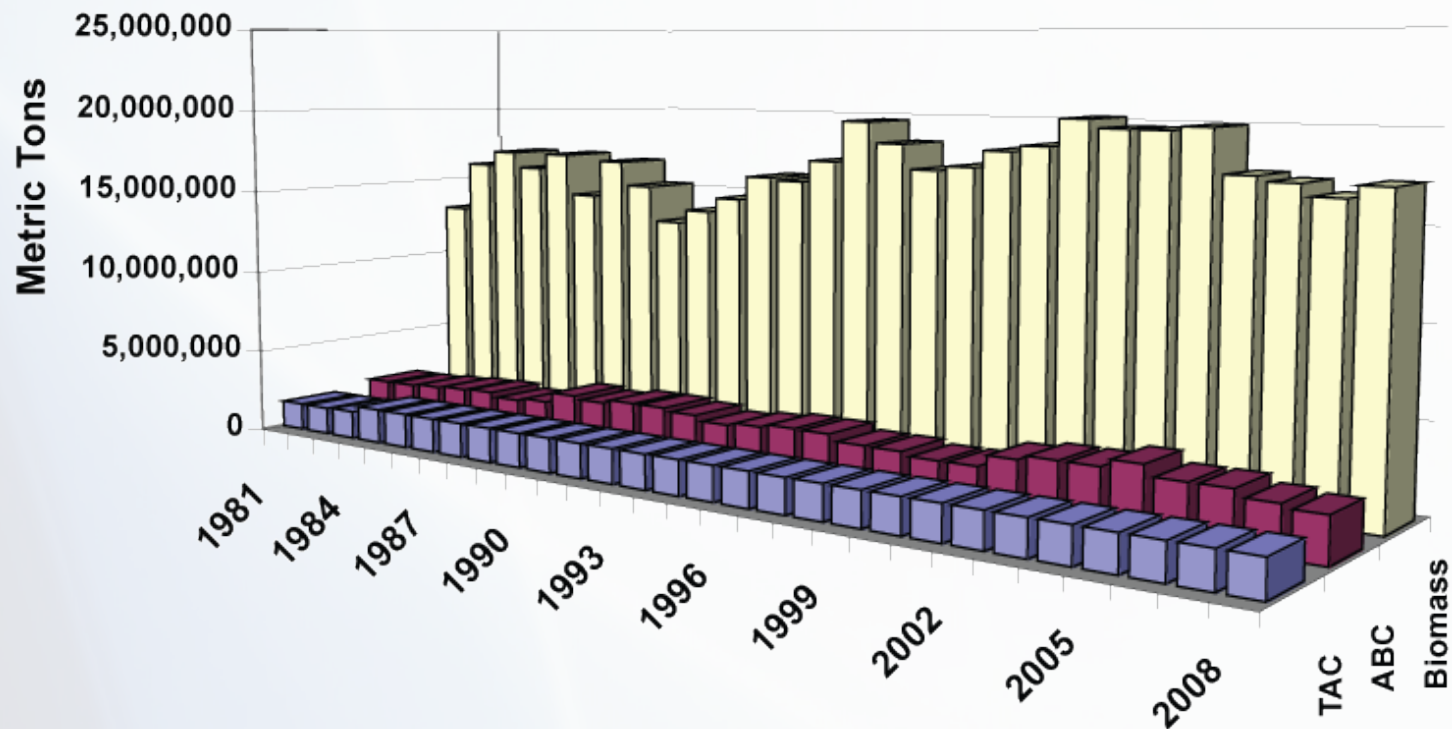
Figure 1. Historic Landings US Vessels by Species off Alaska, 1900 – 2006



# Sustainability

**Bering Sea & Aleutian Islands  
Groundfish Catch Limits 1981-2008**

■ TAC  
■ ABC  
■ Biomass



# Alaska Seafood in the Global Market

- **Number 14 in the World**
- **Nearly one fifth of total world groundfish**
- **35% world wild salmon**
- **\$1.6 billion dollar export from Alaska**

# Alaska Seafood in the U.S. Market

- **52% Volume**
- **34% Value**

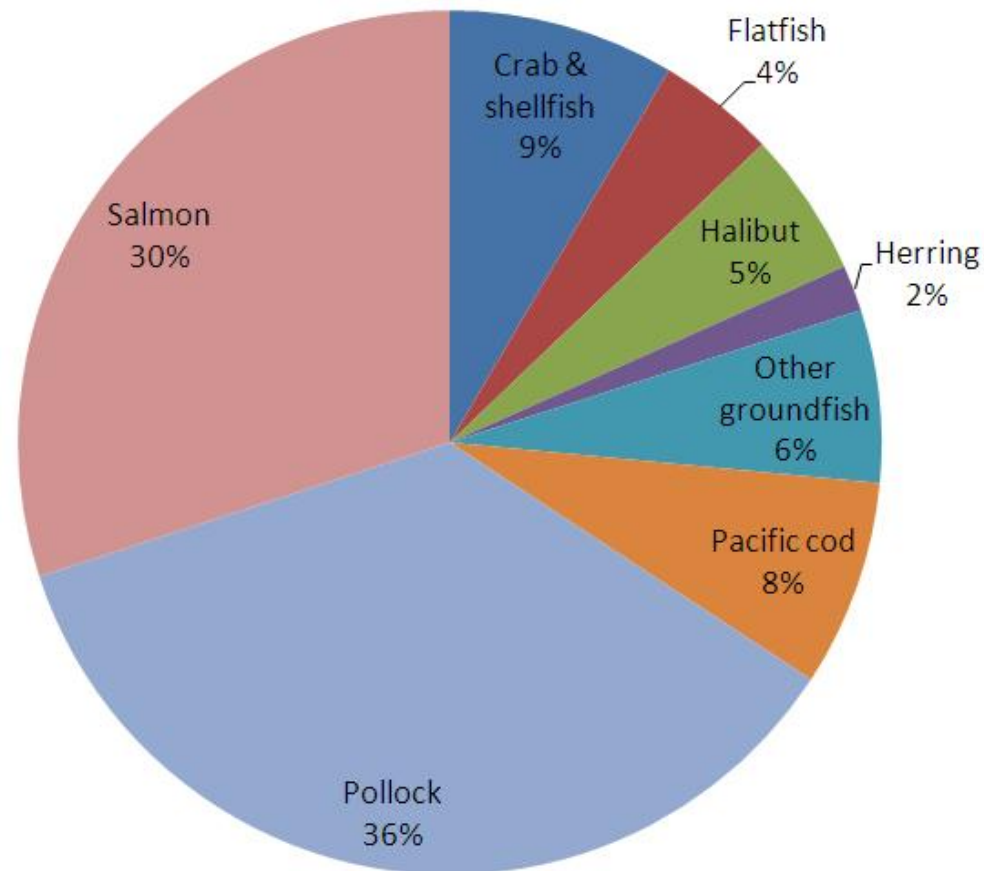


# The Seafood Industry in Alaska's Economy

- First in private sector jobs
- 70,548 direct jobs  
*(80,800 direct, indirect and induced jobs)*
- \$1.3 billion ex-vessel
- \$3.3 billion first wholesale

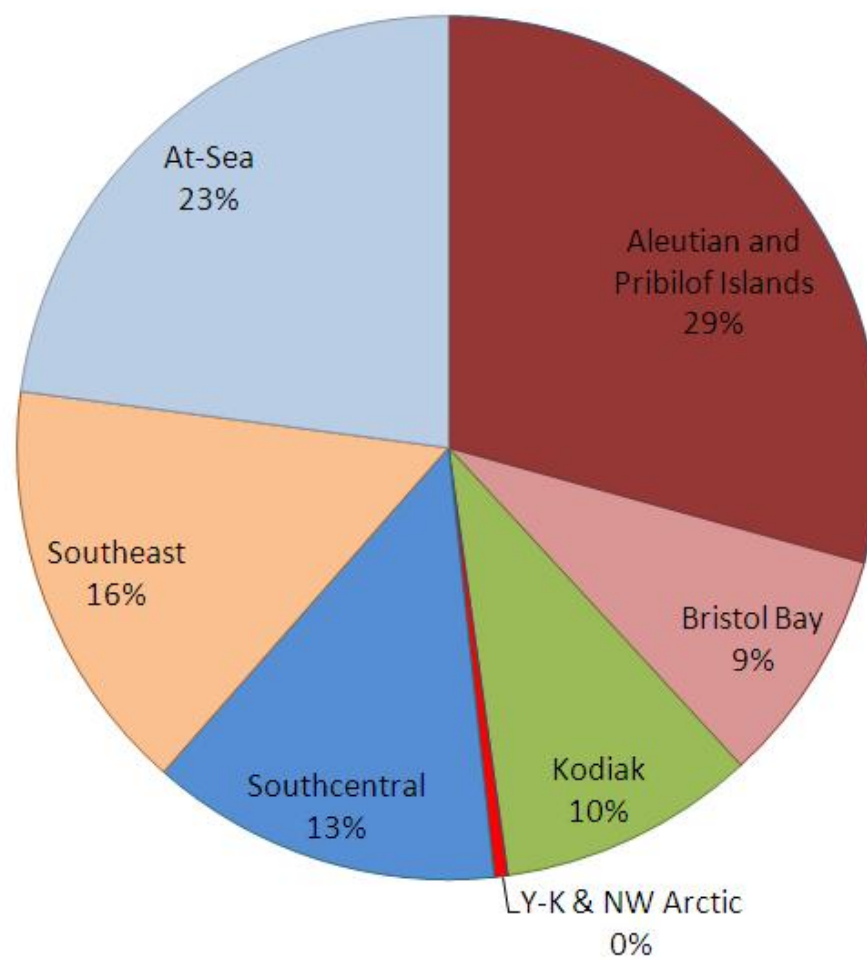
# Major Species

**Percentage of Ex-vessel Value of Alaska Seafood Industry Harvest by Major Species, 2009**





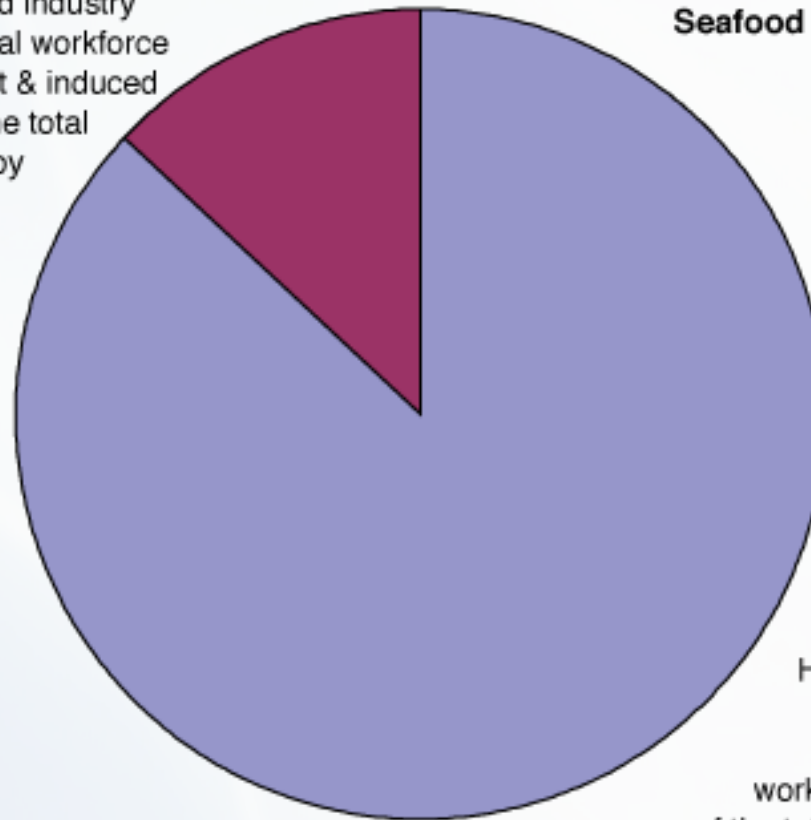
## Ex-Vessel Value By Region, 2009



### Estimated Direct, Indirect, and Induced Workers in the Seafood Industry in Alaska, 2009

Statewide, the seafood industry generates an additional workforce of **10,252** from indirect & induced activities, or **13%** of the total workforce generated by the seafood industry.

**Total Estimated Workforce from  
Seafood in Alaska = 80,800**



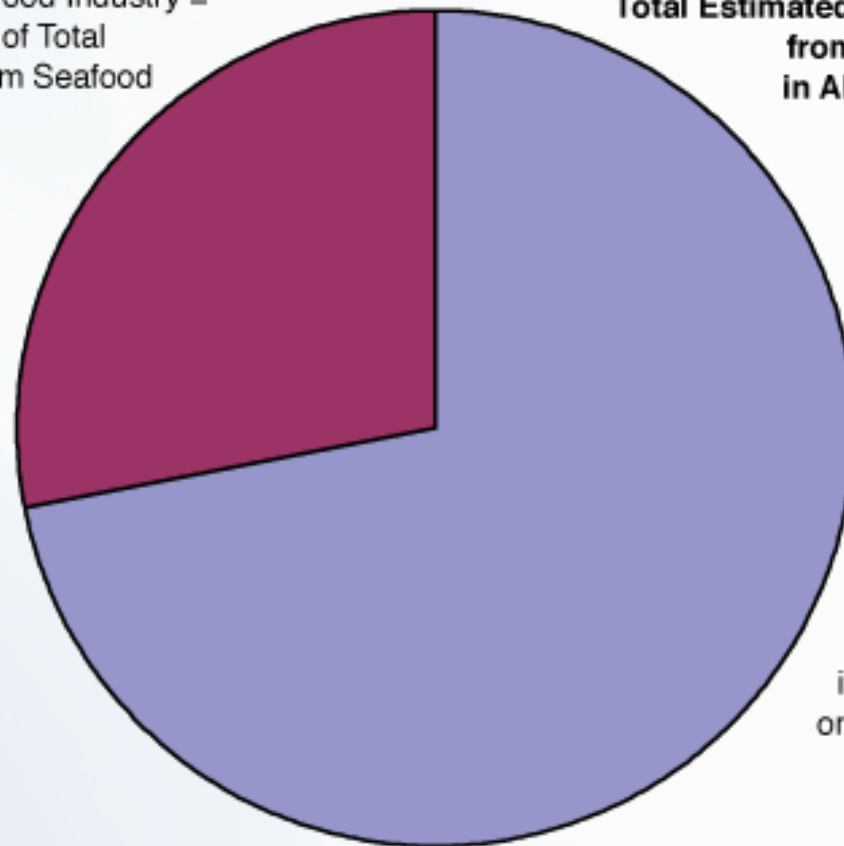
Harvesting & processing  
in the Alaska Seafood  
industry generates a  
workforce of **70,548** or **87%**  
of the total workforce generated  
by the seafood industry

Source: Estimated by Northern Economics, Inc., using multipliers from IMPLAN software.

Estimated Direct, Indirect, and Induced  
Economic Output of Alaska's Seafood Industry, 2009

Statewide Indirect and Induced  
Output from the Seafood Industry =  
**\$1.3 Billion**, or **28%** of Total  
Economic Output from Seafood

**Total Estimated Economic Output  
from Seafood Industry  
in Alaska = \$4.6 Billion**



Wholesale Value from  
Seafood Processing  
in Alaska = **\$3.3 Billion**,  
or **72%** of Total Economic  
Output from Seafood

Source: Estimated by Northern Economics, Inc., using multipliers from IMPLAN software.





Alyeska Plant in Dutch Harbor, photo courtesy of Bob King









F/V Caravelle, photo courtesy of Alaska Groundfish Data Bank



F/V Progress, photo courtesy of Alaska Groundfish Data Bank



# The Bottom Line :

- \$4.6 billion
- Alaska's largest private sector employer
- 80,800 direct & indirect jobs
- 14th in the world



## More Information

Find the original 2009 report, and 2011 updates online:

[www.marineconservationalliance.org](http://www.marineconservationalliance.org)



2009



2011





Questions?

